

**KAREN LEONARD, ASST CITY ATTORNEY to DEPUTY CITY ATTORNEY**  
2010 Salary: \$84,136.00  
2015 Salary: \$117,520.00  
**TITLE CHANGE**  
Salary Change: \$33,384.00  
Salary increase: **39.68%**



\*Note; And the difference in these two titles is what? Oh, that's right, Shawn and Gail were fired.

**DEAN BORCHARDT, FLEET OPERATIONS MGR to BUSINESS OPS MGR**  
2010 Salary: \$63,793.60  
2015 Salary: \$89,668.80  
**TITLE CHANGE**  
Salary Change: \$25,875.20  
Salary increase: **40.56%**



**ALICIA LUTHER, RECREATION PROGRAM COOR to RECREATION MANAGER**  
2010 Salary: \$59,425.60  
2015 Salary: \$82,180.80  
**TITLE CHANGE**  
Salary Change: \$22,755.20  
Salary increase: **38.29%**




\*Note; Besides the fact Alicia dresses for work like she is going to a 'Poison' concert, her leopard print and high heels have paid off in a promotion and a nice raise. Alicia's husband is also a city employee, working for the SFFD.

**KEITH ALLENSTEIN, ASSIST CITY ATTORNEY**  
2010 Salary: \$73,985.60  
2015 Salary: \$96,636.80  
**NO TITLE CHANGE**  
Salary Change: \$22,651.20  
Salary increase: **30.62%**




\*Note; Keith is the city attorney who advises the SFPD. He is also the same attorney who received a DUI last year. Doesn't seem to matter in Huether-World, salary increases and job titles shouldn't be based on criminal records.

**DAVID PFEIFLE, CITY COUNCIL ATTORNEY**  
2011 Salary: \$113,318.40  
2015 Salary: \$142,043.20  
**NO TITLE CHANGE**  
Salary Change: \$28,724.80  
Salary increase: **25.39%**



\*Note; David is the 'keeper of secrets' around every corner where public records are hidden or withheld, David is at the heart of it.

**BRENT O'NEIL, URBAN PLANNER to ECONOMIC DEVELOPMENT MANAGER**  
2010 Salary: \$51,958.40  
2015 Salary: \$78,686.40  
**TITLE CHANGE**  
Salary Change: \$26,728.00  
Salary increase: **51.44%**




\*Note; I find this title change interesting. Brent's promotion seems to be right in line with Darrin Smith taking over that department. It seems Brent is the stool that Darrin leans on.

**ALICIA COLLURA, RECORDS COORDINATOR to ASST DIR PUB HLTH**  
2010 Salary: \$54,433.60  
2015 Salary: \$81,660.80  
**TITLE CHANGE**  
Salary Change: \$27,227.20  
Salary increase: **50.02%**




**MATTHEW NELSON, PUBLIC PRKNG FAC SUPERV/MGR**  
2010 Salary: \$56,472.00  
2015 Salary: \$74,984.00  
**NO TITLE CHANGE**  
Salary Change: \$18,512  
Salary increase: **32.78%**




\*Note; Before Matt started working for the city in 2008 he ran Bed, Bath and Beyond, and Home Depot. Who wouldn't put an expert on bath salts in charge of parking?

**SHANNON VERHEY, ASSIST CITY ENGINEER**  
2010 Salary: \$85,176.00  
2015 Salary: \$108,097.60  
**NO TITLE CHANGE**  
Salary Change: \$22,921.60  
Salary increase: **26.91%**



\*Note; Shannon has been the public face of the engineering department. Ironically, not sure what she really does and why I can't find an actual image of her.

**AMY RICHARDSON, CLINICAL DATA MGR to PUB HLTH FIN/INF OFF**  
2010 Salary: \$70,782.40  
2015 Salary: \$89,128.00  
**TITLE CHANGE**  
Salary Change: \$18,345.60  
Salary increase: **25.92%**



**DARRIN SMITH, DIR OF COMMUNITY DEV,  
Parking, ECONOMIC DEVELOPMENT**

2011 Salary: \$110,011.20

2015 Salary: \$139,068.80

**NO TITLE CHANGE**

Salary Change: \$29,057.60

Salary increase: **26.41%**



\*Note; Darrin was a political appointee, through and through. He was a former Sioux Falls city councilor who quit mid-term which appeared to be from embarrassment of losing the mayoral race. He helped behind the scenes to get Huether elected to his first term by concocting a bogus 'junket' story about councilor Staggers. First MMM put Darrin in charge of parking, then quickly moved him to community development (he knows little about either, but is good at following orders).

**WILLIAM O'TOOLE, DIRECTOR OF  
HUMAN RESOURCES**


2010 Salary: \$110,219.20

2015 Salary: \$139,068.80

**NO TITLE CHANGE**

Salary Change: \$28,8449.60

Salary increase: **26.17%**



\*Note; Bill has been with the city for the past 15 years, according to his Linkedin page. Not sure what Bill did before that, but he has degrees in business and criminal justice, and an uncompleted degree in counseling. Before his promotion in 2008 (taking over the top spot for Jen Holsen) he was the city's HR Manager. It's no secret that Bill along with the city attorney and mayor were deeply involved with the termination of former city clerk, Debra Owen.

**KENDRA SIEMONSMA, SPEC PROJECTS  
COORDINATOR to CHIEF PROJECT MANGER**

2011 Salary: \$77,729.60

2015 Salary: \$96,636.80

**TITLE CHANGE**

Salary Change: \$18,907.20

Salary increase: **24.32%**



\*Note; Kendra notes on her Linkedin page as one of her leading projects she accomplished was the Events Center, one of the most secretive city projects ever completed. If the truth ever comes out about the project, I'm sure she will be quick to erase that accomplishment from her resume.

**DONALD KEARNEY, DIRECTOR OF  
PARKS AND RECREATION**


2010 Salary: \$124,404.80

2015 Salary: \$150,238.40

**NO TITLE CHANGE**

Salary Change: \$25,833.60

Salary increase: **20.77%**



\*Note; Since Don came to work for the city as the Parks Director (a job previously held by Mike Cooper) Don has grown the department by leaps and bounds. Not just in more parks and facilities, but more importantly in budget. With the addition of the new indoor aquatics center, the Parks operating budget will grow close to \$2 million more by 2016, and that is just for ONE facility.

**RANA DEBOER, HEALTH &  
WELLNESS COORD**

2010 Salary: \$61,963.20

2015 Salary: \$75,129.60

**NO TITLE CHANGE**

Salary Change: \$13,166.40

Salary increase: **21.25%**



**JEFFREY DES LAURIERS,  
ASSIST CITY ENGINEER**

2010 Salary: \$89,460.80

2015 Salary: \$108,097.60

**NO TITLE CHANGE**

Salary Change: \$18,636.80

Salary increase: **20.83%**



**GALYNN HUBER, STREET/  
UTILITY/FLEET OPS MANAGER**

2010 Salary: \$97,947.20

2015 Salary: \$117,520.00

**NO TITLE CHANGE**

Salary Change: \$19,572.80

Salary increase: **19.98%**



\*Note; Galynn is famous for talking out of both sides of his mouth. One day he is for snow gates, the next he isn't. One day he is plowing and deicing the streets correctly, the next he isn't. I have never seen a city manager with more excuses then Galynn.

**PAUL BENGFORDE,  
ASSIST CITY ATTORNEY**

2011 Salary: \$80,745.60

2015 Salary: \$96,636.80

**NO TITLE CHANGE**

Salary Change: \$15,891.20


Salary increase: **19.68%**



\*Note; Paul was initially hired in 2011 to be the code enforcement attorney. He has been busy. Instead of going through the tedious process of the appeals board, Paul digs up criminal charges against code violators. Just another compassionate lawyer working in our city attorney's office.

**LUANN FORD, PUBLIC HEALTH MGR**

2010 Salary: \$70,782.40  
2015 Salary: \$84,468.80  
**NO TITLE CHANGE**  
Salary Change: \$13,686.40  
Salary increase: **19.34%**



\*Note; I call LuAnn (above), Kathleen & Shawna (Below) the triplets in public service. All different job titles yet identical pay and raises.

**KATHLEEN WICK, CLINICAL SERVICES MGR**

2010 Salary: \$70,782.40  
2015 Salary: \$84,468.80  
**NO TITLE CHANGE**  
Salary Change: \$13,686.40  
Salary increase: **19.34%**



**SHAWNA GOLDAMMER, ZONING ENFORCEMENT MGR**

2010 Salary: \$70,782.40  
2015 Salary: \$84,468.80  
**NO TITLE CHANGE**  
Salary Change: \$13,686.40  
Salary increase: **19.34%**



\*Note; Shawna, besides being the queen of code enforcement for the city of Sioux Falls since 2008, since her inception at the city in 1997 she was also a transit and urban planner. Interestingly she was the real estate researcher for a private company called ‘Goldammer Valuation Group’ from 1996-2000 (according to LinkedIn) and while working for the city as their transit planner from 1997-2000 she seemed to have held both positions. Working for a private company while working for the city. She gave up the position with Goldammer VG once she got promoted to Urban Planner with the city in 2000. As I can see a conflict of interest there, I’m wondering why there wasn’t one when she was transit planner?

**REGAN SMITH, RISK AND EMERGENCY MGR**

2010 Salary: \$77,729.60  
2015 Salary: \$92,851.20  
**TITLE CHANGE?**  
Salary Change: \$15,121.60  
Salary increase: **19.45%**



\*Note; Regan had a quasi-title change that I don’t quite understand, not sure if his actual job duties changed or just department. He was the risk manager for the city, and in 2011 he became the risk & emergency manager for the Fire Department. You will see this dance quite a bit while reviewing these salary records. While titles don’t really change, departments do. It happens quite a bit between engineering and the street dept.

**MARK COTTER, DIRECTOR OF PUBLIC WORKS**

2010 Salary: \$148,574.40  
2015 Salary: \$175,656.00  
**NO TITLE CHANGE**  
Salary Change: \$27,081.60  
Salary increase: **18.23%**



\*Note; I have often called Mark Cotter the most ‘non-controversial’ of all the city directors. I have coined him as Milquetoast Mark. According to his LinkedIn page he worked in the private sector as a civil engineer until 2006 when he was appointed straight to the top position as Director of Public Works (he is the highest paid city employee outside the public health department). But Mark’s job hasn’t come without controversy. He is often blamed for the multiple sewer backups the city has received since he has had the job. The city actually lost a class action a few years ago to several residents who sued the city because of the backups. I will commend Mark, for having a very ‘messy’ position with the city, he has managed to keep his hands clean of any wrong doings and is well liked by his bosses and peers. He is also probably one of the most accessible city directors we have.



**SUSAN QUANBECK ETTEN,  
DIRECTOR OF CENTRAL SVC**

2011 Salary: \$118,019.20

2015 Salary: \$138,216.00

***NO TITLE CHANGE***

Salary Change: \$20,196.80

Salary increase: **17.11%**



\*Note; Susan, who is in charge of SIRE, has failed to get it to work properly, in fact it is WORSE after they have tried to block people (mostly me) from downloading the videos. It still only works on a Microsoft platform after months of complaints, and there still isn't any clear solution on the horizon only broken promises. Sue is not without her accomplishments with the city though. Since her inception she has created the city owned art cleanup fund/management (conveniently ignoring the Sioux River flood wall mosaic) and streamlined the janitorial and maintenance department bringing it under one umbrella (essentially saving the city money by terminating city compensated employees replacing them with private contractors to clean facilities) Before Susan got appointed in 2011 to the city, she worked for First Premier as the IT Director where I assume she worked with Mike Huether.

**TRACY TURBAK, DIRECTOR OF FINANCE**

2011 Salary: \$130,000.00

2015 Salary: \$150,238.40

***NO TITLE CHANGE***

Salary Change: \$20,238.40

Salary increase: **15.57%**



\*Note; Before Tracy took over as the city's finance director in 2011, he lived in Watertown where he was the city Finance Director, and finance director of the Bramble Park Zoo. Tracy has been a very good soldier for the mayor, continually backing him up on 'financial fairytales' with apathy towards the city councilors and citizens. Tracy has proven there isn't a number he can't twist.